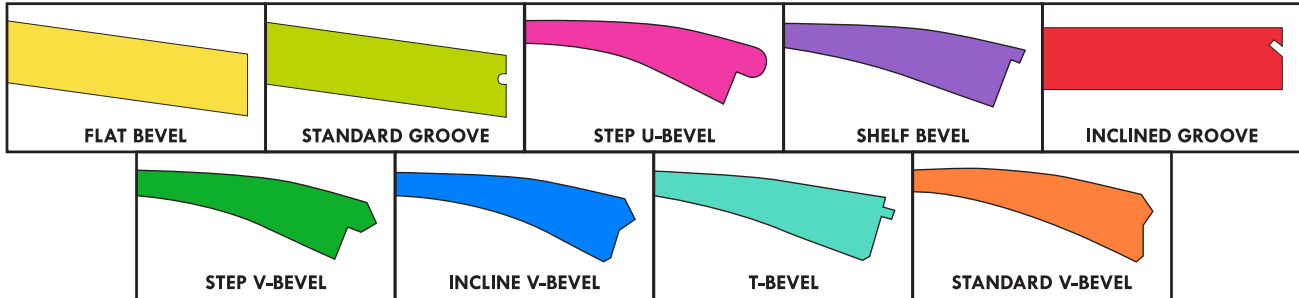


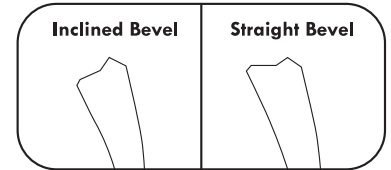
# PECH OPTICAL EDGING INTELLIGENCE

## BEVELING (Inclined & Straight)

Pech Optical has the capabilities to edge a plethora of bevel styles. A trained technician can choose various widths and depths of each design to meet the needs of each individual frame - resulting in an unlimited number of precise possibilities! The most commonly used bevels are pictured below.

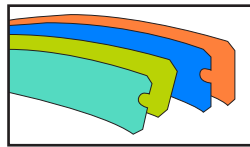


The inclination ability of specialty edgers places the bevel on the same plane as the lens being edged. By creating this type of beveled edge, the frame is able to properly relax around the fit of the bevel. A standard edger, on the other hand, leaves the bevel and the excess lens at a 90° angle. This excess surface area prevents the eyewire from properly forming around the bevel and results in an ill fit lens.



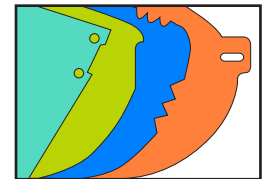
## RIMLESS & GROOVE (Inclined & Straight)

These frame designs dictate if a straight or an inclined groove is selected.



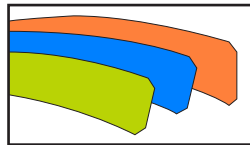
## CUSTOM-MADE SHAPES (Inclined & Straight)

Computer Aided Design (CAD) software creates new shapes and imports custom designs. The lab houses specialized axis edgers to assist in the fabrication.



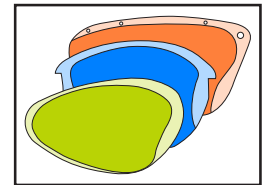
## DRILLING & EMBEDDING (Inclined & Straight)

The bridge of the frame and the end-piece hardware, lens base curve, and lens thickness determine standard drill or embedding, and inclined or straight edge.



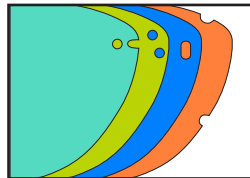
## ADVANCED EDGING

For complex advanced edging, Pech skilled technicians utilize advanced edging step milling to reduce edge thickness and fit prescriptions into wrap, sports, interchangeable lens and traditional non-Rxable frames.



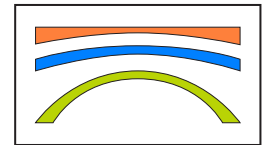
## SLOTTED & NOTCHED (Inclined & Straight)

For cosmetic enhancements these procedures are often combined with drilling and embedding for practical purposes, such as venting. Pech trained technicians are capable of handling a multitude of frame designs.



## FRAME & LENS CURVE

Today, frame designers require base curve matching of frame and lens. Our skilled Pech employees work to those demands to offer premium eyewear.



***When in doubt, let Pech Optical check it out!***

***Pech Optical is always up for a challenge! Send in a frame for a FREE evaluation. Call 800-831-2352 today!***